



■ Features :

- Constant current design
- Universal AC input / Full range
- Epoxy encapsulated with IP67 level
- Withstand 300VAC surge input for 5 seconds
- Protections: Short circuit / Over current / Over voltage
- Fully isolated plastic case
- Cooling by free air convection
- UL1310 Class 2 power unit, pass LPS
- 100% full load burn-in test
- Low cost, high reliability
- Suitable for LED lighting and moving sign applications
- 2 years warranty

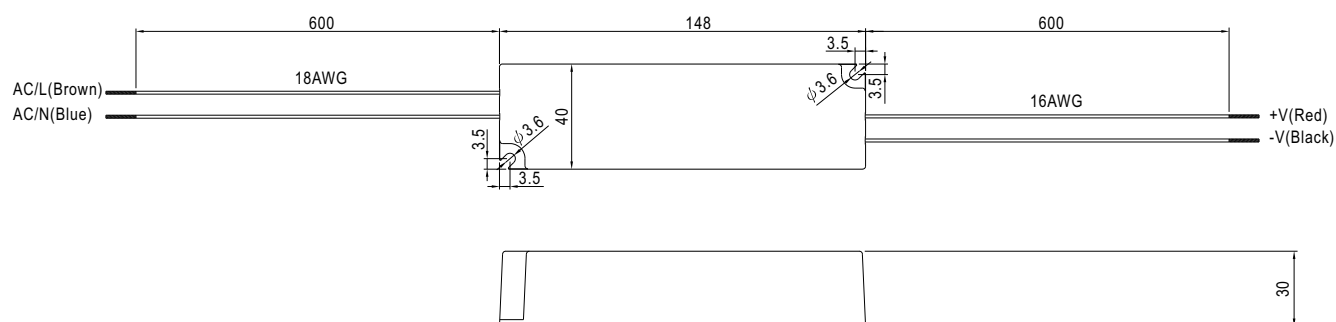
LPS IP67 

SPECIFICATION

| MODEL | | LPC-35-700 | LPC-35-1050 | LPC-35-1400 |
|--------------|------------------------------|--|--------------|--------------|
| OUTPUT | DC VOLTAGE | 48V | 30V | 24V |
| | DC VOLTAGE RANGE | 9 ~ 48V | 9 ~ 30V | 9 ~ 24V |
| | CURRENT RANGE | 700mA | 1050mA | 1400mA |
| | RATED POWER | 33.6W | 31.5W | 33.6W |
| | RIPPLE & NOISE (max.) Note.2 | 200mVp-p | 200mVp-p | 200mVp-p |
| | VOLTAGE TOLERANCE Note.3 | ±5.0% | | |
| | LINE REGULATION | ±1.0% | | |
| | LOAD REGULATION | ±2.0% | | |
| INPUT | SETUP, RISE TIME Note.6 | 500ms, 120ms / 230VAC 500ms, 120ms / 115VAC at full load | | |
| | HOLD UP TIME (Typ.) | 50ms/230VAC 16ms/115VAC at full load | | |
| | VOLTAGE RANGE | 90 ~ 264VAC | | |
| | FREQUENCY RANGE | 47 ~ 63Hz | | |
| | EFFICIENCY (Typ.) | 85% | | |
| | AC CURRENT | 1.1A/115VAC 0.7A/230VAC | | |
| PROTECTION | INRUSH CURRENT(max.) | COLD STAR 30A/115VAC 60A/230VAC | | |
| | LEAKAGE CURRENT | 0.25mA / 240VAC | | |
| | CURRENT LIMIT Note.4 | ±5% rated output current Protection type : Constant current limiting type | | |
| ENVIRONMENT | OVER VOLTAGE | 50.4 ~ 60V | 31.5 ~ 40.5V | 27.6 ~ 32.4V |
| | | Protection type : Shut off o/p voltage, clamping by zener diode | | |
| | WORKING TEMP. | -30 ~ +75°C (Refer to output load derating curve) | | |
| | WORKING HUMIDITY | 20 ~ 90% RH non-condensing | | |
| | STORAGE TEMP., HUMIDITY | -40 ~ +80°C, 10 ~ 95% RH | | |
| SAFETY & EMC | TEMP. COEFFICIENT | ±0.03%/°C (0 ~ 50°C) | | |
| | VIBRATION | 10 ~ 500Hz, 2G 10min./1cycle, period for 60min. each along X, Y, Z axes | | |
| | SAFETY STANDARDS | Design refer to UL1310 Class 2, TUV EN60950-1, EN61347-2-13, CAN/CSA C22.2 No. 223-M91, IP67 approved | | |
| | WITHSTAND VOLTAGE | I/P-O/P:3KVAC | | |
| | ISOLATION RESISTANCE | I/P-O/P:>100M Ohms / 500VDC / 25°C / 70% RH | | |
| OTHERS | EMI CONDUCTION & RADIATION | Compliance to EN55022 (CISPR22) Class B | | |
| | HARMONIC CURRENT | Compliance to EN61000-3-2,-3 | | |
| | EMS IMMUNITY | Compliance to EN61000-4-2,3,4,5,6,8,11; ENV50204, EN55024, light industry level, criteria A | | |
| NOTE | MTBF | 743.5Khrs min. MIL-HDBK-217F (25°C) | | |
| | DIMENSION | 148*40*30mm (L*W*H) | | |
| | PACKING | 0.34Kg; 40pcs/14.6Kg/0.63CUFT | | |
| | | 1. All parameters NOT specially mentioned are measured at 230VAC input, rated load and 25°C of ambient temperature. 2. Ripple & noise are measured at 20MHz of bandwidth by using a 12" twisted pair-wire terminated with a 0.1uf & 47uf parallel capacitor. 3. Tolerance : includes set up tolerance, line regulation and load regulation. 4. Derating may be needed under low input voltage. Please check the derating curve for more details. 5. The power supply is considered a component which will be installed a final equipment. The final equipment must be re-confirmed that it still meets EMC directives. 6. Length of set up time is measured at first cold start. Turning ON/OFF the power supply may lead to increase of the set up time. | | |

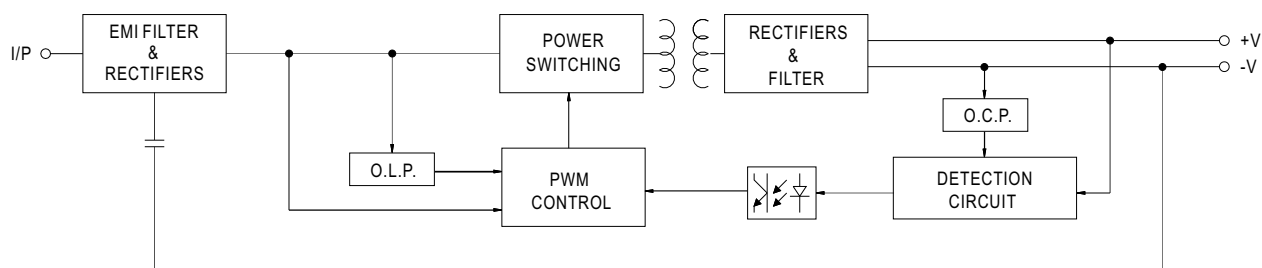
■ Mechanical Specification

Case No. 975A Unit:mm

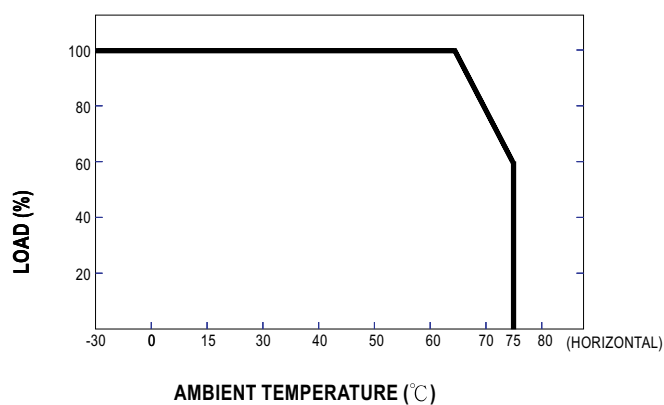


■ Block Diagram

fosc : 60KHz



Derating Curve



■ Static Characteristics

