

LT-404-5A DALI LED Dimming Driver



LTECH developed a new DALI to PWM dimming driver which has solved the compatible problem of the fluorescent dimming system and the LED illumination. LED lamps can be controlled by many traditional intelligent dimming systems such as Lutron, Dynalite, Tridonic, Schneider, Clipsal, Osram, Philips, ABB, etc.

LT-404-5A CV dimming driver adopts the latest DALI standard IEC62386 (compatible with IEC60929). 4CHs output, 5A per channel.

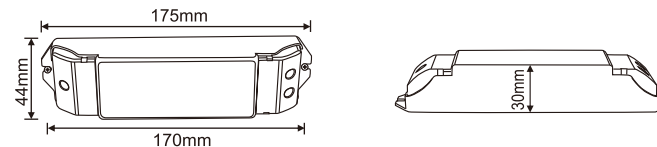
* By working with our CC DALI dimming driver, the basic issue that related LED projects and needs DALI dimming can be solved.

1. Product Parameter:

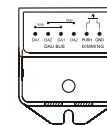
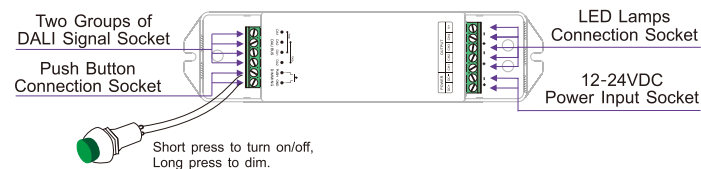
LT-404-5A DALI LED Dimming Driver

- Input Signal: DALI, Push button
- Input Voltage: 12~24VDC
- Max. Current Load: 5A×4CH Max. 20A
- Max. Output Power: 240W/480W(12V/24V)
- Dimming Range: 0~100%
- Working Temperature: -30℃~55℃
- Product Size: L175×W44×H30(mm)
- Package Size: L178×W48×H33(mm)
- Weight(G.W.): 135g

2. Product Size:

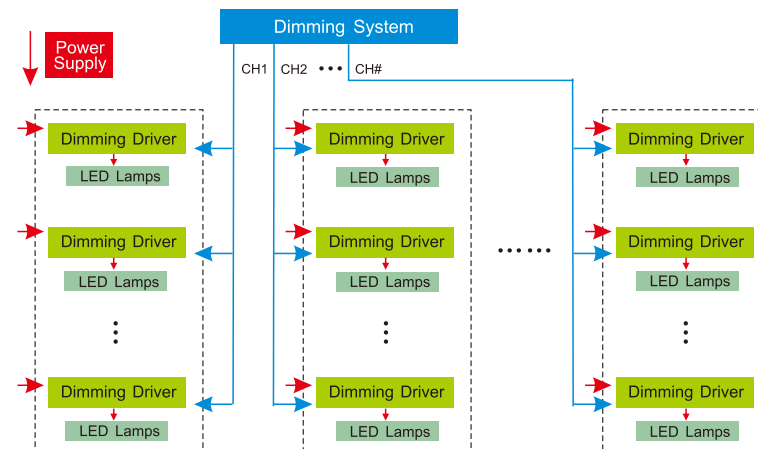


3. Wiring Diagram:

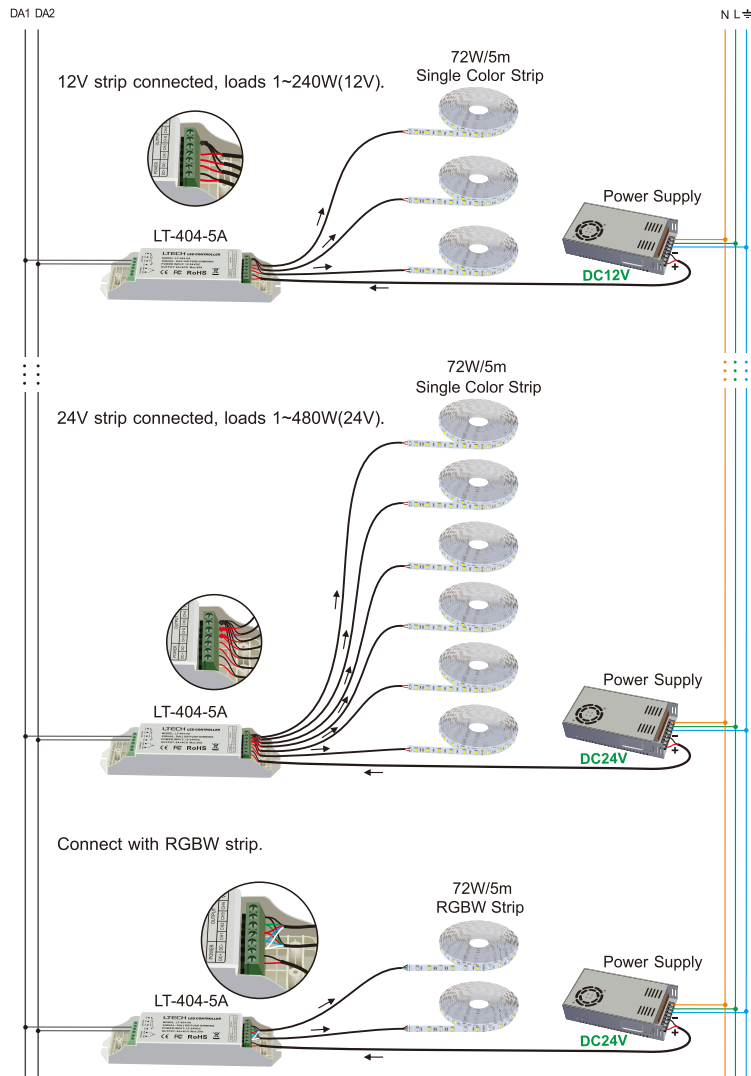


Dali bus no need distinguish plus-minus polarity.

3.1 System Connection Diagram:



3.2 12V lamp connected, loads 1~240W(12V); 24V lamp connected, loads 1~480W(24V).



4. Attention:

- 4.1 The product shall be installed and serviced by the qualified person.
- 4.2 This product is non-waterproof. Please avoid the sun and rain. When installed outdoors, please ensure it is mounted in a water proof enclosure.
- 4.3 Good heat dissipation will prolong the working life of the controller. Please ensure good ventilation.
- 4.4 Please check if the output voltage of the LED power supply used comply with the working voltage of the product.
- 4.5 Please ensure that adequate sized cable is used from the controller to the LED lights to carry the current. Please also ensure that the cable is secured tightly in the connector.
- 4.6 Ensure all wire connections and polarities are correct before applying power to avoid any damages to the LED lights.
- 4.7 If a fault occurs, please return the product to your supplier. Do not attempt to fix this product by yourself.

5. Warranty Agreement:

5.1 We provide lifelong technical assistance with this product:

- A 5-year warranty is given from the date of purchase. The warranty is for free repair or replacement if cover manufacturing faults only.
- For faults beyond the 5-year warranty, we reserve the right to charge for time and parts.

5.2 Warranty exclusions below:

- Any man-made damages caused from improper operation, or connecting to excess voltage and overloading.
- The product appears to have excessive physical damage.
- Damage due to natural disasters and force majeure.
- Warranty label, fragile label and unique barcode label have been damaged.
- The product has been replaced by a brand new product.

5.3 Repair or replacement as provided under this warranty is the exclusive remedy to the customer. LTECH shall not be liable for any incidental or consequential damages for breach of any stipulation in this warranty.

5.4 Any amendment or adjustment to this warranty must be approved in writing by LTECH only.

★ This manual only applies to this model. LTECH reserve the right to make changes without prior notice.