

M series LED controller M5

RF WIRELESS



M series LED controller is compatible with 8 kinds remotes of different function (patent technology) . which means using one receiver could experience single color/CT dimming, RGB/RGBW adjustment to meet customers' different lighting requirements. With the RF remote, speed/brightness adjustment, customise color and lighting changing modes selection could all be achieved

1. Parameter:

Remote(NW/WW/CW CT):

- Model: M5
- Working Voltage: DC3V(battery CR2032)
- Working Frequency: 433.92MHz
- Remote Distance: 40~50m
- Working Temp.: -20°C~55°C
- Weight(N.W.): 42g

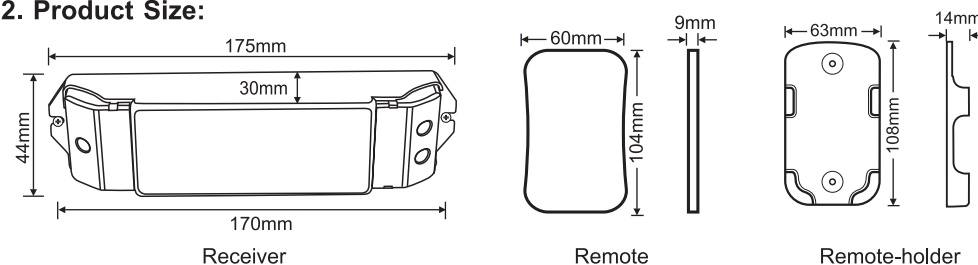
CV Receiver (NW/WW/CW CT):

- Model: M4-5A
- Input Voltage: DC5V~DC24V
- Max Current Load: 6A×3CH Max 18A
- Max Output Power: 90W/216W/432W(5V/12V/24V)
- Gray Scale Level: Max 4096×4096×4096
- Working Temp.: -30°C~55°C
- Weight(N.W.): 125g

CC Receiver (NW/WW/CW CT):

- Model: M4-CC
- Input Voltage: DC12V~DC48V
- Output Voltage: DC3V~46V
- Load Current: CC350mA/700mA/1050mA×4CH
- Output power: 1.05W~48.3W×4CH Max 144.9W
- Gray Scale Level: Max 4096×4096×4096
- Working Temp.: -30°C~55°C
- Weight(N.W.): 125g

2. Product Size:



3. The Learning ID Method of Remote Control:

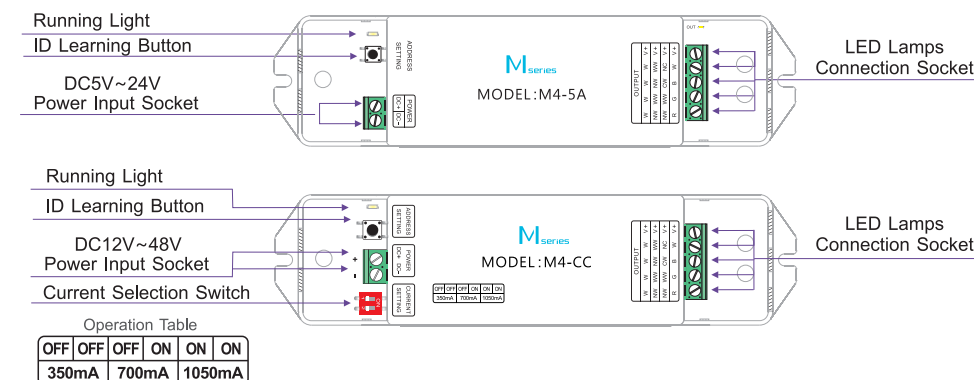
Remote control has been matched to the receiver before leave factory, if deleted accidentally, you can learn ID as follow.

Learning ID: Short press ID learning button on the M4-5A/M4-CC receiver, the running light is on, then press any key on the M5 remote control, the running light flashes several times, activated.

Cancel ID: Long press ID learning button on the M4-5A/M4-CC receiver for 5 seconds.

Attn: one receiver can be matched with max 10 same or different kinds remote.

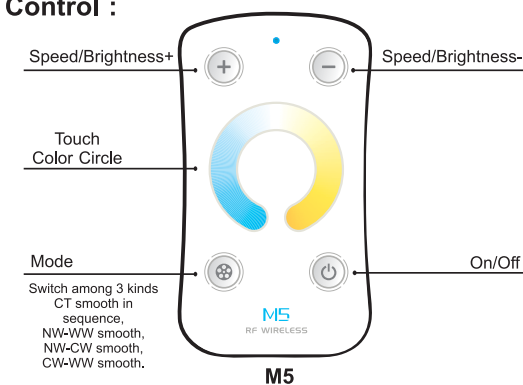
4. Operating Instruction for Receiver :



5. Operating Instruction for Remote Control :

Sleep Mode:

the remote goes on a standby mode to save power when not in use for 30s. press any key to continue.

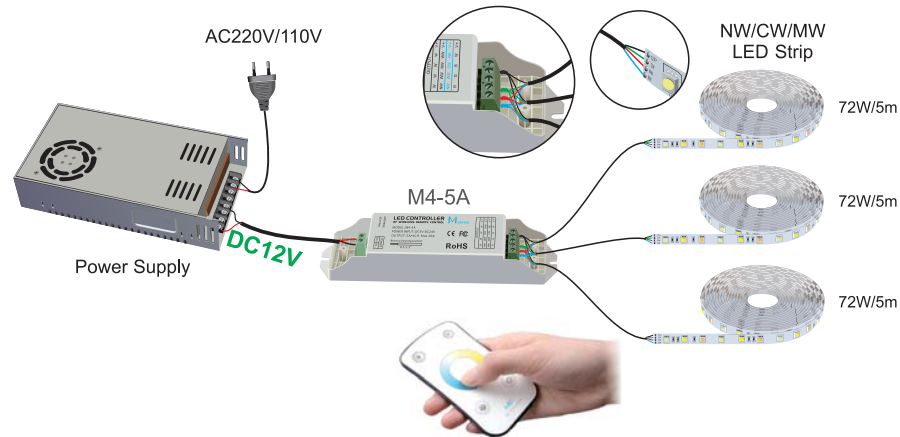


6. Wiring Diagram:

A. CV Receiver

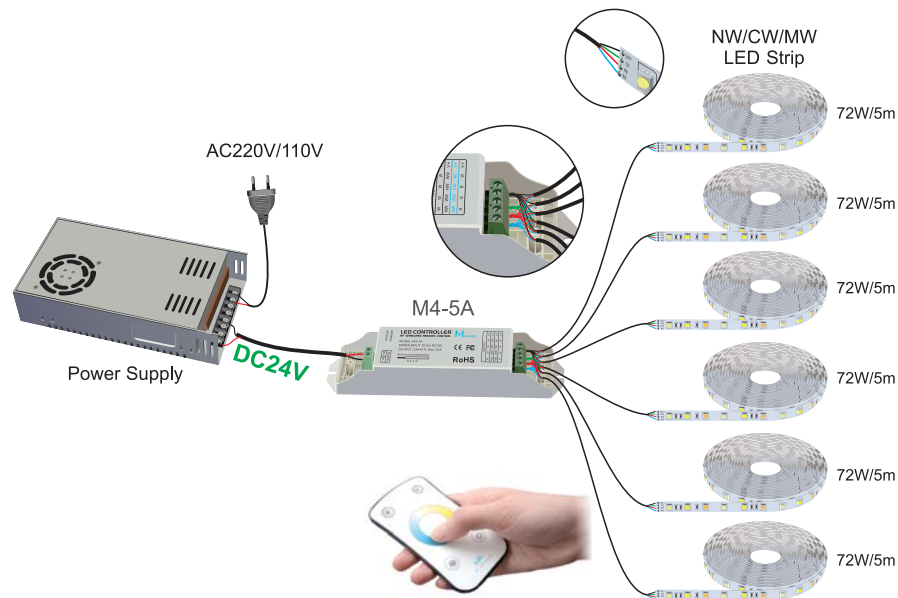
E.g. 1: Connected 12V lamp, loads1~216W (6A×3CH×12V).

[Attn]: Neutral white/Cold white/Warm white strip only use 3 channel, so each channel max loads 6A.



E.g. 2: Connected 24V lamp, loads1~432W (6A×3CH×24V).

[Attn]: Neutral white/Cold white/Warm white strip only use 3 channel, so each channel max loads 6A.



B. CC Receiver

